

BILIMETER 3D

BILIHANDY®



SPECIFICATIONS

Range:	0,00 – 99,99 mg/dl (Total Bilirubin)
	0 - 1690 µmol (Total Bilirubin)
Light Source:	LED
Light Receptacle:	Photodiode
Measurement Volume:	~ 4 µl
Measurement time:	~ 1 second
Display:	2,4" TFT – 320x240 RGB
Filters:	~445nm / ~560nm
Instrument Power:	5V $\overline{\text{---}}$; 5A
	5W, Standby: <1W
Printer:	Thermoprinter
Dimensions:	245 x 130 x 105 (mm)
Weight:	~850 g

Exclusive Distributor UK



PFAFF MEDICAL GMBH
 DR.-KARL-LEXER-WEG 299
 86633 NEUBURG DONAU - GERMANY
 TEL. +49 (0) 8431 - 41669
 INFO@PFAFFMEDICAL.DE
 WWW.BILIMETER.DE




Unit 20 Howard Way
 Cromwell Business Centre - Interchange Park
 Newport Pagnell – Buckinghamshire MK16 9QS
 PHONE 01908 612598
 FAX 01908 217974
 info@djblabcare.co.uk
 www.djblabcare.co.uk

OPERATING INSTRUCTIONS



TURN ON POWER SWITCH

Insert empty and clean sample holder into the instrument. The notch on the yellow handle must face upwards.



Please wait until display shows "0.0" mg/dl (or "0" μmol). Instrument is now ready for use.

Quality control: Please follow the instructions provided by your government and / or your hospital's Clinical Chemistry department.



INSERT SAMPLE

Remove sample holder from the instrument. Insert patient sample into the holder. The serum part must cover the measuring slit completely.



INSERT SAMPLE HOLDER

Insert the sample holder into the instrument. The indicated value is flashing during the measurement. The measurement is finished when the result is shown permanently. The result is printable. To continue with another measurement proceed as described.



RE-ZERO (STANDBY)

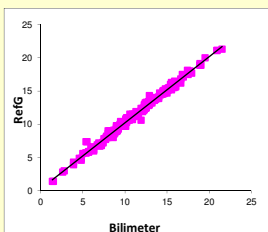
Please perform a Re-Zero when the instrument has not been switched off for a longer period. Be sure the sample holder is inserted without any capillary tube. Push the RE-ZERO button. You can continue measuring Bilirubin when the display shows "0.0" mg/dl or "0" μmol.



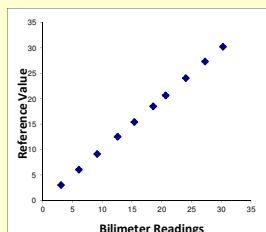
PRINT

Print out the result if needed (if your device is equipped with an optional printer).

Correctness in mg/dl



Linearity in mg/dl



Precision in mg/dl

	A	B	C
1	19.1	11.4	0.8
2	19.1	11.4	0.8
3	19.1	11.4	0.8
4	19.1	11.4	0.8
5	19.1	11.4	0.8
MEAN	19.1	11.4	0.8
SD	0.0	0.0	0.0
CV (%)	0.0	0.0	0.0

Hemoglobincompensation in mg/dl

	Standard Value	Readings
1	20.5	20.7
2	10.4	10.5
3	5.5	5.6
4	2.8	2.9

250mg/dl Hemoglobin

