


# Model UF V 500 | Ultralow temperature freezers with VIP insulation and electromechanical door lock

## BENEFITS

- Unique "Press n' open" door mechanism for easy opening and closing at the push of a button
- Innovative RFID technology for personalized access with integrated log file storage
- DATA.SECURE alarm system and temperature logging with USB port
- 5-year warranty



## MAIN FEATURES

- Temperature range: -40 °C to -86 °C
- Cooling with cascade compressor cooling unit
- CFC-free safety refrigerants R-404A and R-508B
- Door hinged right or left
- RFID controlled Access (depending on version)
- Data Logger USB (depending on version)
- Water cooling (depending on version)
- Electromechanical door latch
- 4 compartment doors made of ABS plastic
- Inner chamber made of stainless steel
- Thermal insulation using vacuum insulating panels and PUR foam
- Battery-backed alarm system
- Computer interface: RS 422
- Analog output, 4 – 20 mA
- Zero-voltage alarm contact
- Elapsed time indicator
- 3 stainless steel shelves

## ORDERING INFORMATION

Interior volume [L]	Voltage	Option model	Version	Art.-No.	
Model UF V 500					
483	230 V 1~ 50 Hz	Door hinged right, RFID system	UFV500-230V-R	9020-0236	
		Door hinged left, RFID system	UFV500-230V-L	9020-0213	
		Door hinged right, Water cooling, RFID system	UFV500-230V-RW	9020-0259	
		Door hinged left, Water cooling, RFID system	UFV500-230V-LW	9020-0260	
	120 V 1~ 60 Hz	Door hinged right, data logger USB	UFV500UL-120V-R	9020-0235	
		Door hinged left, data logger USB	UFV500UL-120V-L	9020-0222	
		208...240 V 1~ 60 Hz	Door hinged right, data logger USB	UFV500UL-240V-R	9020-0234
			Door hinged left, data logger USB	UFV500UL-240V-L	9020-0220

## TECHNICAL DATA (Version 1-4 from 8)

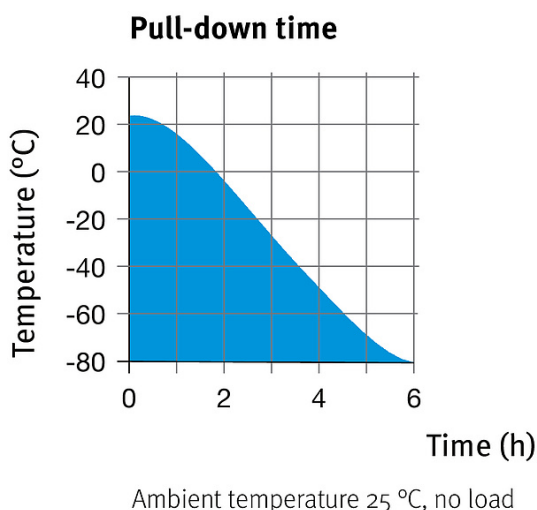
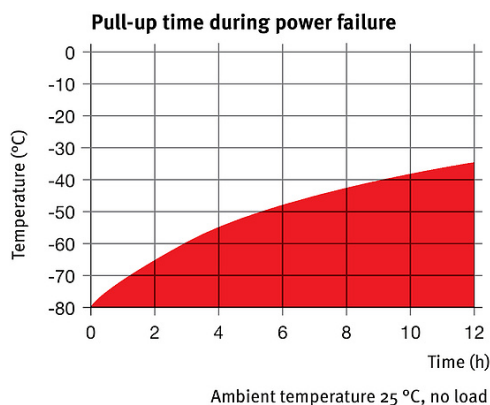
Description	UFV500-230V-R	UFV500-230V-L	UFV500-230V-RW	UFV500-230V-LW
Article Number	9020-0236	9020-0213	9020-0259	9020-0260
<b>Performance Data Temperature</b>				
Temperature range [°C]	-86...-40	-86...-40	-86...-40	-86...-40
Temperature variation at -80 °C [± K]	2.5	2.5	2.5	2.5
Warm-up time during power failure from -80 °C / -122 °F to -60 °C / -76 °F [min]	150	150	150	150
<b>Electrical data</b>				
Rated Voltage [V]	230	230	230	230
Power frequency [Hz]	50	50	50	50
Nominal power [kW]	1.1	1.1	1.1	1.1
Unit fuse [A]	10	10	10	10
Phase (Nominal voltage)	1~	1~	1~	1~
<b>Measures - Outer dimensions</b>				
Width net [mm]	830	830	830	830
Height net [mm]	1985	1985	1985	1985
Depth net [mm]	885	885	885	885
Wall clearance back [mm]	100	100	100	100
Wall clearance sidewise [mm]	175	175	175	175
<b>Measures - Doors</b>				
Unit doors	1	1	1	1
<b>Measures - Internal Dimensions</b>				
Width [mm]	619	619	619	619
Height [mm]	1300	1300	1300	1300
Depth [mm]	600	600	600	600
<b>Measures</b>				
Interior volume [L]	483	483	483	483
Net weight of the unit (empty) [kg]	320	320	320	320
permitted load [kg]	200	200	200	200
Permitted load of individual compartment [kg]	50	50	50	50
Load per rack [kg]	50	50	50	50
<b>Environment-specific data</b>				
Energy consumption at set-point -80 °C and ambient temperature = 25 °C (+/- 10 %)	13,9 kWh/d	13,9 kWh/d	13,9 kWh/d	13,9 kWh/d
Sound-pressure level [dB(A)]	49	49	49	49
<b>Fixtures</b>				
Number of shelves (standard/ maximum)	3/7	3/7	3/7	3/7

## TECHNICAL DATA (Version 5-8 from 8)

Description	UFV500UL-120V-R	UFV500UL-120V-L	UFV500UL-240V-R	UFV500UL-240V-L
Article Number	9020-0235	9020-0222	9020-0234	9020-0220
<b>Performance Data Temperature</b>				
Temperature range [°C]	-86...-40	-86...-40	-86...-40	-86...-40
Temperature variation at -80 °C [± K]	2.5	2.5	2.5	2.5
Warm-up time during power failure from -80 °C / -122 °F to -60 °C / -76 °F [min]	150	150	150	150

Description	UFV500UL-120V-R	UFV500UL-120V-L	UFV500UL-240V-R	UFV500UL-240V-L
Article Number	9020-0235	9020-0222	9020-0234	9020-0220
<b>Electrical data</b>				
Rated Voltage [V]	120	120	208...240	208...240
Power frequency [Hz]	60	60	60	60
Nominal power [kW]	1.1	1.1	1.1	1.1
Unit fuse [A]	16	16	10	10
Phase (Nominal voltage)	1~	1~	1~	1~
<b>Measures - Outer dimensions</b>				
Width net [mm]	830	830	830	830
Height net [mm]	1985	1985	1985	1985
Depth net [mm]	885	885	885	885
Wall clearance back [mm]	100	100	100	100
Wall clearance sidewise [mm]	175	175	175	175
<b>Measures - Doors</b>				
Unit doors	1	1	1	1
<b>Measures - Internal Dimensions</b>				
Width [mm]	619	619	619	619
Height [mm]	1300	1300	1300	1300
Depth [mm]	600	600	600	600
<b>Measures</b>				
Interior volume [L]	483	483	483	483
Net weight of the unit (empty) [kg]	320	320	320	320
permitted load [kg]	200	200	200	200
Permitted load of individual compartment [kg]	50	50	50	50
Load per rack [kg]	50	50	50	50
<b>Environment-specific data</b>				
Energy consumption at set-point -80 °C and ambient temperature = 25 °C (+/- 10 %)	12,5 kWh/d	12,5 kWh/d	14,9 kWh/d	14,9 kWh/d
Sound-pressure level [dB(A)]	49	49	49	49
<b>Fixtures</b>				
Number of shelves (standard/maximum)	3/7	3/7	3/7	3/7

## CHARTS



## OPTIONS AND ACCESSORIES

Designation	Description	*	Art.-No.
Access port with silicone plug	30 mm, back	01	8012-0756
Access port with silicone plug, accessories	Sealing kit for 10 mm access port, back	-	8009-0815
Alarm function for cell phone	Remote notification of alarm unit via mobile network by SMS	-	8012-0775
Buck-boost converter	automatic voltage compensation	-	8012-0762
Calibration certificate, expanded	for temperature; for extending the measurement in center of chamber to include another test temperature	-	8012-0022
Calibration certificate, temperature	for measurement in center of chamber at specified temperature	-	8012-0031
	temperature measurement incl. certificate, 20 measuring points at specified temperature	-	8012-0925
Chamber rack with drawer, stainless steel	for 5x4 standard boxes (50 mm) incl. boxes, dimensions: H 285 x W 140 x D 560 mm	-	6017-0046
	for 5x4 standard boxes (50 mm), dimensions: H 285 x W 140 x D 560 mm	-	6017-0045
	for 6x4 standard boxes (50 mm) incl. boxes, dimensions: H 340 x W 140 x D 560 mm	-	6017-0052
	for 6x4 standard boxes (50 mm), dimensions: H 340 x W 140 x D 560 mm	-	6017-0051
Chamber rack, aluminum	for 5x4 standard boxes (50 mm) incl. boxes, dimensions: H 276 x W 139 x D 558 mm	-	6017-0042
	for 5x4 standard boxes (50 mm), dimensions: H 276 x W 139 x D 558 mm	-	6017-0041
	for 6x4 standard boxes (50 mm) incl. boxes, dimensions: H 331 x W 139 x D 558 mm	-	6017-0048
Chamber rack, stainless steel	for 6x4 standard boxes (50 mm), dimensions: H 331 x W 139 x D 558 mm	-	6017-0047
	for 5x4 standard boxes (50 mm) incl. boxes, dimensions: H 276 x W 139 x D 558 mm	-	6017-0044
	for 5x4 standard boxes (50 mm), dimensions: H 276 x W 139 x D 558 mm	-	6017-0043
Circular chart recorder, accessories	for 6x4 standard boxes (50 mm) incl. boxes, dimensions: H 331 x W 139 x D 558 mm	-	6017-0050
	for 6x4 standard boxes (50 mm), dimensions: H 331 x W 139 x D 558 mm	-	6017-0049
Circular chart recorder	integrated in base plate	-	8012-0754
Circular chart recorder, accessories	replacement set including paper and replacement pen	-	8012-0811
Cleaning kit	for equipment maintenance and disinfection, consisting of pH-neutral detergent (1000 g, concentrate), spray disinfectant (500 ml, ready-to-use solution), lint-free cleansing tissues, protective gloves, and protective glasses	-	8012-0837
CO <sub>2</sub> backup cooling	factory installed (allow for increased depth of UF V 700: 1033 mm)	-	8012-0845
	upgrade kit, for on-site installation by our service technician	-	8012-0846
Cryoboxes	set consisting of 36 cardboard boxes with sample dividers	-	6017-0053

\* Notes › See last page

Designation	Description	*	Art.-No.
Data Logger USB	for preparing tamper-proof PDF temperature logs 230 V option model	-	8012-0746
Deicing kit	consisting of de-icing tray, wiper and scraper	-	8012-0748
Door lock	lockable door handle 120 V, 208...240 V option model	-	8012-0744
Ethernet interface	in place of RS 422, for communication software	-	8012-0711
Gloves	for low temperatures, covers forearms	-	1007-0141
Interface converter	RS 422 cable set and RS 232 / RS 422 interface converter for connection to 10-way plug distributor or for connection to a unit 120 V, 60 Hz option model	-	8012-0557
	230 V, 50/60 Hz option model	-	8012-0556
	RS 422 cable set and RS 422 / Ethernet interface converter for connection to 10-way plug distributor or for connection to a unit 120 V, 60 Hz option model	-	8012-0405
	230 V, 50/60 Hz option model	-	8012-0380
Interface converter, USB / RS422	RS 422 cable set and RS 422 / USB interface converter for connection to 10-way plug distributor or for connection to a unit (USB-powered converter)	-	8012-0665
Magnetic Pouch (A4)	insert pouch with magnetic strip	-	1007-0098
		-	1007-0065
pH-neutral detergent	concentrated, for gentle remove of residual contaminants; 1 kg	-	1002-0016
Pt 100 temperature sensor	additional flexible Pt 100, interior, with external connection incl. LEMO connector (3-pin)	-	8012-0757
Rack, reinforced	for temperature range -40 °C to -60 °C, set of 3	-	8012-0803
RFID reader	for reading saved user logs wirelessly	-	8012-0789
RFID system	personalized access control using RFID technology	-	-
	120 V, 208...240 V option model	-	8012-0776
RFID user card	Additional user card	-	8009-0738
RS 422 interface	modular plug distributor for 10 RS 422 interfaces	-	8012-0295
RS 422 interface, cable (15 m)	RS 422 connection cable (15 m) between plug distributor and RS 422 interface	-	5023-0036
RS 422 interface, cable (50 m)	RS 422 extension cable (50 m) between interface converter and unit or RS 232 / RS 422 plug distributor	-	5023-0117
Shelf	stainless steel	-	8012-0800
Software	APT-COM™ communications software version 2 to 3, GLP edition	19	9053-0016
	version 3, BASIC edition	19	9053-0014
	version 3, GLP edition	19	9053-0015
	version 3, STANDARD edition	19	9053-0013
	APT-COM™ communications software, price: for free version 3, GLP DEMO Edition	19	9053-0008

\* Notes &gt; See last page

## SERVICES

Designation	Description	*	Art.-No.
<b>Installation services</b>			
Installation	and set up of unit at operating location, connect to existing connections	13, 18	DL100300
Installation of CO <sub>2</sub> backup cooling	installation on unpacked unit	18	DL028002
<b>Preventive maintenance</b>			
Preventive maintenance	Executive of equipment inspection according to maintenance plan	14, 18	DL200100

\* Notes &gt; See last page

Designation	Description	*	Art.-No.
Calibration services			
Calibration temperature	including certificate, one measuring point in center of chamber at specified temperature	14, 16, 17, 18	DL300201
Temperature measurement 20 measuring points	including certificate, 20 measuring points at specified temperature	14, 16, 17, 18	DL300620
Validation services			
Execution of IQ/OQ	in accordance with qualification folder	15, 18, 20	DL410200
Execution of IQ/OQ/PQ	in accordance with customer's requirement, price: on request	15, 18	DL440500
Qualification folder IQ/OQ	supporting documents for validation performed by customer, consisting of: IQ/OQ checklists, unit schematics, QM certificate in accordance with ISO 9001	15, 18, 20	8012-0880
Qualification folder IQ/OQ/PQ	supporting documents for validation performed by customer, in accordance with customer's requirement, extension of Qualification folder IQ/OQ by chapter PQ	15, 18	8012-0967

\* Notes › See last page

## NOTES

- 01 Condensation may occur in the area around the access port. Access ports may be placed in custom locations for an additional charge.
- 02 UL mark is not granted when this option is used.
- 03 Heat resistant only to max. 200 °C.
- 04 Only available on units rated for 230 V.
- 06 Heating-up time may increase as a result of the lower heat conductivity.
- 07 The additional heat input may affect the temperature behavior.
- 09 Not in conjunction with the optional access port, door with window and interior lighting.
- 10 Not available on 23-liter units.
- 11 Not available on 23- or 53-liter units.
- 12 Only available on units rated for 230 V or 400 V.
- 13 Installation and connections take place at unit location; transport within the company only upon consultation.
- 14 We recommend a BINDER service contract (see the chapter on BINDER Service) to cover unit inspections, calibrations and validations.
- 15 OQ according to Yellow Paper = completed factory validation documentation of all OQ checklists.
- 16 Sensor calibration is performed in an accredited calibration laboratory.
- 17 Calibration is performed according to the BINDER factory standard.
- 18 Quoted prices do not include travel costs. Please refer to the chapter on BINDER Service for travel costs for your region. Quoted prices for services performed in Switzerland do not include a country-specific added fee (available on request).
- 19 For additional accessories, refer to the Process documentation chapter.
- 20 When ordering IQ/OQ qualification folders and associated IQ/OQ execution on one order, we offer a 15 % discount for both items.  
When ordering IQ/OQ/PQ qualification folders and associated IQ/OQ/PQ execution on one order, we offer a 15 % discount for the item of the IQ/OQ/PQ folder.

BINDER GmbH  
Tuttlingen, Germany  
TEL +49 7462 2005 0  
FAX +49 7462 2005 100  
info@binder-world.com  
www.binder-world.com

BINDER Asia Pacific (Hong Kong) Ltd.  
Kowloon, Hong Kong, P.R. China  
TEL +852 39070500  
FAX +852 39070507  
asia@binder-world.com  
www.binder-world.com

Representative Office for CIS  
Moscow, Russia  
TEL +7 495 988 15 16  
FAX +7 495 988 15 17  
russia@binder-world.com  
www.binder-world.ru

BINDER Environmental Testing  
Equipment (Shanghai) Co., Ltd.  
Shangha, P.R. China  
TEL +86 21 685 808 25  
FAX +86 21 685 808 29  
china@binder-world.com  
www.binder-world.com

BINDER Inc.  
Bohemia, NY, USA  
TEL +1 631 224 4340  
FAX +1 631 224 4354  
usa@binder-world.com  
www.binder-world.us